

# 4U-623

## 4U 20-Slot Rackmount Chassis with Multi-System and Front-Accessible Redundant Power Supply



### Features

- 4U rackmount chassis supports up to 4 multi-systems
- Front-accessible redundant power supply
- Shockproof disk drive bay design can hold up to three front-accessible 5.25" and one 3.5" disk drives, and one internal 3.5" HDD
- Three 12 cm / 114 CFM ball-bearing cooling fans
- Front LEDs and audible alarm notifications for system power status, fan operation, HDD status, and in-chassis temperature monitoring
- Dual top cover designed for easy maintenance
- Five easily replaceable air filters provide good airflow
- Redundant power supplies are all with dual AC inputs




### Specifications

		Front-accessible	Internal
Drive Bay	3.5"	1	1
	5.25"	3	-
Cooling	Fan	3 (12 cm / 114 CFM each)	
	Air Filter	4 (200 x 45 mm) + 1 (128 x 95 mm)	
Miscellaneous	LED Indicators	Power, HDD, fan, temperature, and power voltage status	
	Control	Power switch, system reset (reserve 3 more for quad-system) and alarm reset buttons	
	Hold-down Clamp	Hold-down clamp with rubber pad underneath and accessory rubber cushions	
Environment	Temperature	Operating 0 ~ 40° C (32 ~ 104° F)	Non-Operating -20 ~ 60° C (-4 ~ 140° F)
	Humidity	10 ~ 85% @ 40° C, non-condensing	10 ~ 95% @ 40° C, non-condensing
	Vibration (5 ~ 500 Hz)	1 Grms	2 G
	Shock	10 G (with 11 ms duration, half sine wave)	30 G
	Physical Characteristics	Dimensions (W x H x D)	482 x 177 x 657 mm (19" x 7" x 26")
	Weight	26 kg (57 lb)	

Up to four system reset buttons  
One 3.5" drive bay  
Three 5.25" disk drive bays



Hold-down clamp with rubber pads underneath




Hot-swappable redundant power supply  
Power button  
Alarm reset button

Three 114 CFM hot-swappable fans

Dual AC power cords for 460W / 570W / 810W redundant power supply

Power LED  
Temp. LED  
HDD LED  
Fan LED



Power voltage status

Single power supply

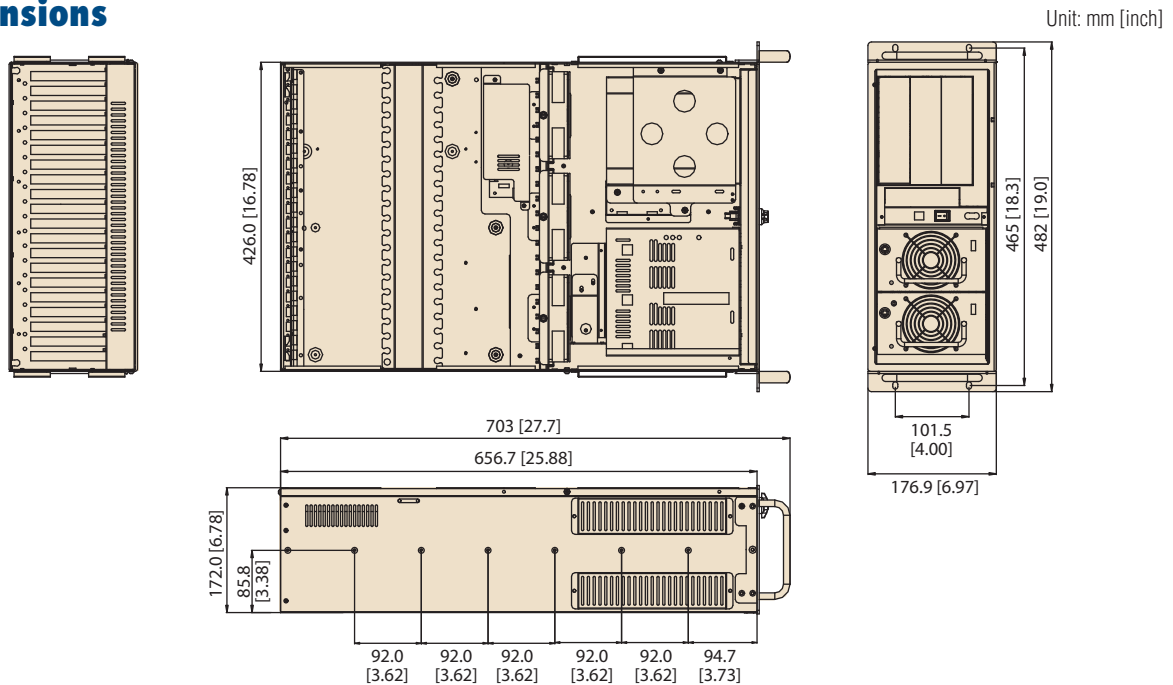


Extra drive bay which can hold up to three 3.5" HDDs



Front panel appearance while with single power supply configuration

## Dimensions



## Ordering Information

Part Number	Power Supply
4U-623BP-00XBE	Barebone chassis for 500W single P/S
4U-623BP-00RBE	Barebone chassis for 460W / 570W / 810W RPS, with ATX switch

## Power Supply Options

(For detailed power supply specs, please refer to Chapter 13)

Part Number	Specifications	
	Watts	Input
96PS-A400WPS2-2	400W (ATX, PFC)	AC 100 ~ 240 V (full range)
96PS-A500WPS2-2	500W (ATX, PFC)	AC 115 ~ 240 V (full range)
96PSR-A460WOTH-2	460W (ATX, PFC)	AC 100 ~ 240 V (full range)
1757001761 (2+1 redundant)	570W (ATX, PFC)	AC 115 ~ 230 V (full range)
1757001677 (3+1 redundant)	810W (ATX, PFC)	AC 115 ~ 230 V (full range)

## Optional Accessories

Part Number	Description
IDT-3120E	Mobile rack for converting a 3.5" drive bay to dual 2.5" SATA HDD trays
IDT-5230E	Mobile rack for converting dual 5.25" drive bays to three 3.5" SAS/SATA HDD trays
1700002459	Reset button with wire

## Spare Parts

Part Number	Description
2130004799S000	Side filter 45 x 200 x 6 mm
2130004800S000	Door filter 130 x 95 x 6 mm