

1U-1010/1320

1U Rackmount Chassis for Full-size SHB/SBC or ATX/MicroATX Motherboard with Dual SAS/SATA HDD Trays



Features

- Support full-size SHB/SBC or ATX/MicroATX motherboards
- LED indicators for Power, HDD, Temperature, Fan, LAN1 and LAN2
- ACP-1320 supports dual hot-swap 3.5" drive trays
- Support up to 2 expansion slots in BP version, and 1 expansion slot via riser card in MB version
- Support both 250W/350W Flex ATX/PFC power supply



Specifications

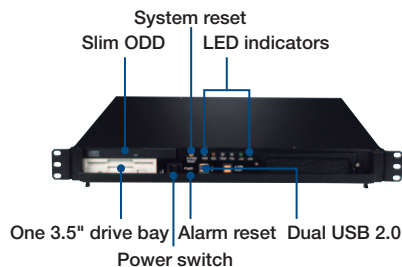
		External	Internal
Driver bay	Slim Optical Disk Drive	1/1	-
	3.5"	1/1	1*/-
	2.5"	-	2*/-
	Hot Swap	-/2 (Compatible with 3.5" or 2.5" HDD/SSD)	-
Cooling	Fan	BP: 4 (4 cm/24 CFM x 3 + 15 CFM x 1) MB: 2 (4 cm/24 CFM each)	
Front I/O Interface	USB 2.0	2	
Miscellaneous	Notification LEDs	System: Power, HDD, Temperature, Fan, LAN1 and LAN2	
	Control	Power switch, system reset & alarm reset button	
	Rear panel	One 9-pin D-Sub opening	
Environment		Operating	Non-Operating
	Temperature	0 ~ 40° C (32 ~ 104° F)	-20 ~ 60° C (-4 ~ 140° F)
	Humidity	10 ~ 85% @ 40° C, non-condensing	10 ~ 95% @ 40° C, non-condensing
	Vibration (5 ~ 500 Hz)	0.5 Grms	2 Grms
	Shock	10 G (with 11 ms duration, half sine wave)	30 G
Physical Characteristics	Dimensions (W x H x D)	480 x 44 x 497 mm (19" x 1.7" x 19.6") / 480 x 44 x 617 mm (19" x 1.7" x 24.3")	
	Weight	8 kg (17.6 lb) / 8.8 kg (19.4 lb)	

* ACP-1010MB version can choose to be 1x3.5" or 2x2.5" as internal drive bay.

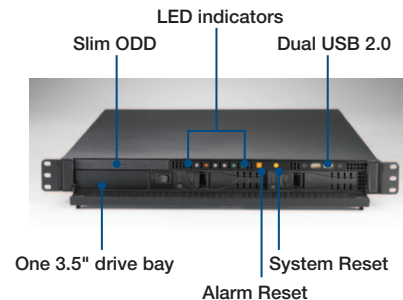
* This chassis supports up to Intel® Pentium® 4 84W, Core™2 Duo, Core™2 Quad 95W and Core i7-2600 95W processors. We suggest that the ACP-1010 should be operated under 35° C if it uses a Core™2 Quad or Core i7-2600 processor. This is due to the thermal and the power consumption of the SAS HDD being much higher than the SATA HDD while the system is operating.

Front View

1U-1010

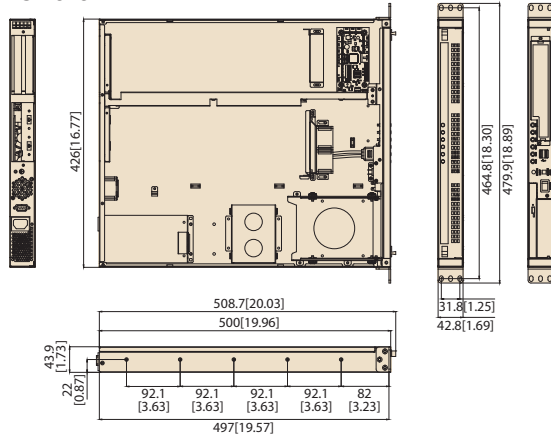


1U-1320

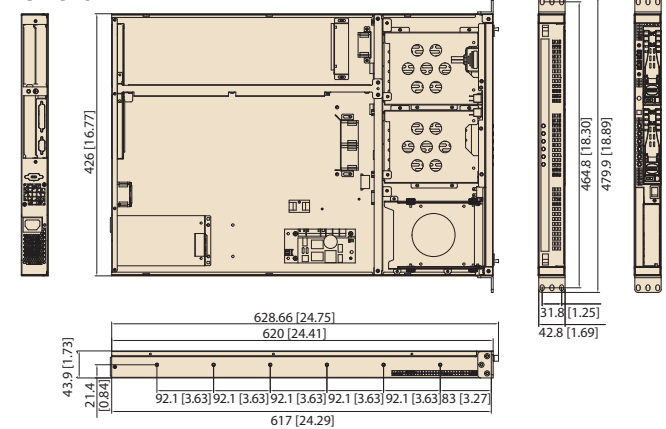


Dimensions

1U-1010BP

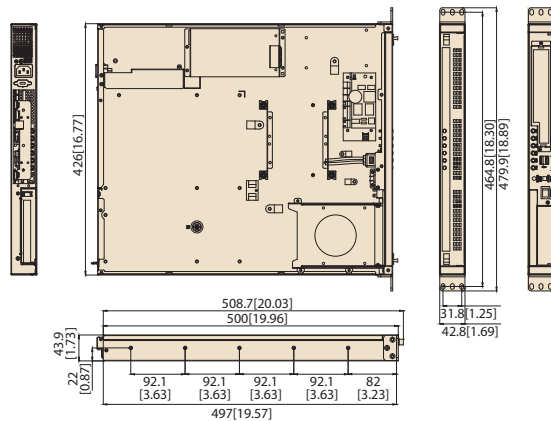


1U-1320BP

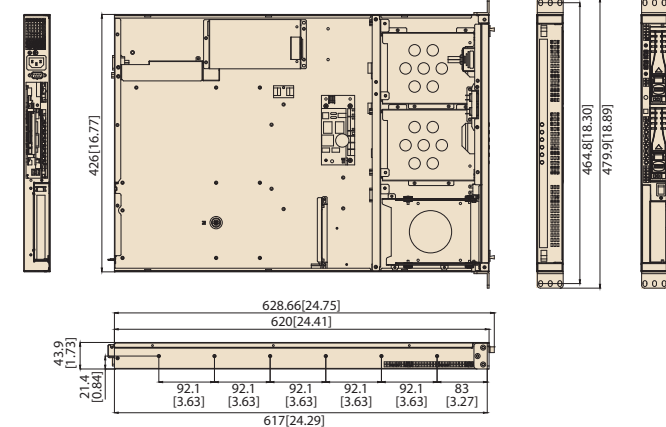


Unit: mm [inch]

1U-1010MB



1U-1320MB



Ordering Information

Part Number	Description
Backplane Version	
1U-1010BP-00BE	BP version W/O PSU
Motherboard Version	
1U-1010MB-00BE	MB version W/O PSU
1U-1320MB-00BE	MB version W/O PSU

*1U-1010MB/1320 MB does not support AIMB-763, 542, 562 and 564 because the height of the audio connector is over 1U.

Power Supply Options

(For detailed power supply specs, please refer to Chapter 13)

Part Number	80 Plus Bronze	Wattage	Type	Input
PS8-250FATX-XE	Bronze	250W	Single	AC 100 ~ 240 V (full range)
PS8-350FATX-XE	Bronze	350W	Single	AC 100 ~ 240 V (full range)

Spare Parts

Part Name	Description
2130007889S000	Filter 170 x 32 x 5 mm for ACP-1010
9662132020E	Black mobile HDD tray

Optional Accessories

Part Name	Description
96CB-SATAPOWER-6P1	SATA power wire 6-pin to big 4-pin (for slim ODD)
ACP-1320MB-FANOE	ACP-1320 fan kit for supporting ASMB
I/O shield	
1960055954T000	I/O shield for AIMB-701/781/782/581
1960048353T000	I/O shield for AIMB-767/769/780/566/580
1960063225N001	I/O bracket for ASMB-584
1920000406T000	I/O shield for ASMB-781/782
1960048321T010	I/O shield for ASMB-822i

* Ordering 1 piece of each 1U-1320MB-FANOE and ASMB rear I/O shield is mandatory for configuring ASMB with 1U-1320MB chassis.

Backplane Options

Part Name	Slot	CPU Card
PICMG 1.3		
PCE-5B03V-01A1E	One CPU, one PCIe x16, one PCI (32-bit/33MHz)	PCE-5000 Series
PCE-5B03V-00A1E	One CPU, one PCIe x16, one PCIe x4	
PCE-7B03V-01A1E	One CPU, one PCIe x8, one PCI	PCE-7000 Series
PCE-7B03V-00A1E	One CPU, two PCIe x8	
PICMG 1.0		
989K610302E (PCA-6103P2V-0A2E)	One CPU, 2 PCI (320bit/33MHz)	PICMG 1.0 Full-Size SBC