

4U-610-H

4U Rackmount Chassis with Visual Alarm Notification



PICMG 1.0

PICMG 1.3




Features

- 4U rackmount chassis supports up to 15 add-on cards
- Shock-resistant disk drive bay design holds up to three 5.25" and one 3.5" disk drives
- Front accessible USB & PS/2 interfaces for easy data transfer
- Dual front-accessible filtered cooling fans provide optimized and streamlined airflow
- Front LEDs indicate power status, and HDD activity
- Lockable front door prevents unauthorized access
- Supports single PS/2 and redundant ATX power supplies

CE FCC RoHS COMPLIANT PRODUCT

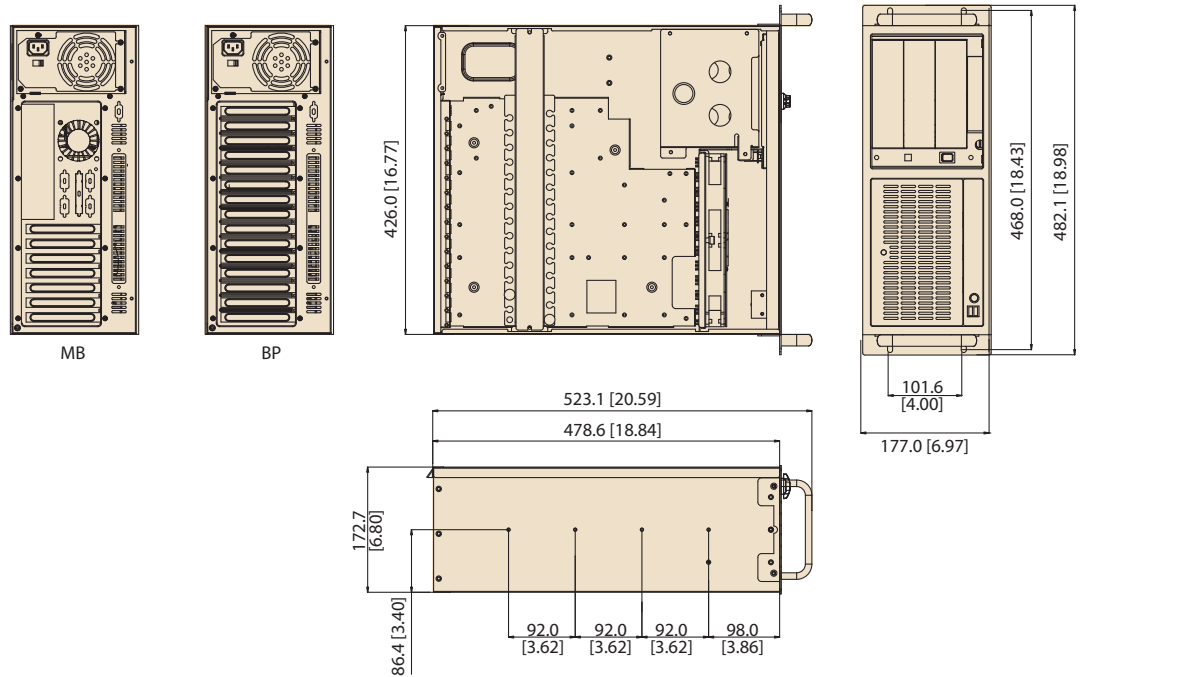
Specifications

Drive Bay	3.5"	External	1
	5.25"		3
Cooling	Fan		2 (12 cm / 85 CFM each)
	Air Filter		Yes
Front I/O Interface	USB		2
	PS/2		1
Miscellaneous	LED Indicators	Power, HDD, and power voltage status	
	Rear Panel	Backplane version: One 9-pin D-Sub opening Motherboard version: Five 9-pin D-Sub & one 68-pin SCSI openings	
Environment	Temperature	Operating	Non-Operating
		0 ~ 40° C (32 ~ 104° F)	-20 ~ 60° C (-4 ~ 140° F)
	Humidity	10 ~ 85% @ 40° C, non-condensing	10 ~ 95% @ 40° C, non-condensing
	Vibration (5 ~ 500 Hz)	1 Grms	2 G
	Shock	10 G (with 11 ms duration, half sine wave)	30 G
Physical Characteristics	Dimensions (W x H x D)	482 x 177 x 479 mm (19" x 7" x 18.9")	
	Weight	15 kg (33 lb)	



Rear view of IPC-610BP-H

Dimensions



Ordering Information

Part Number	Power Supply
Backplane Version	
4U-610BP-00XHE	Without power supply, with ATX switch
4U-610BP-30HBE	96PS-A300WPS2
4U-610BP-40HBE	96PS-A400WPS2
4U-610BP-50HBE	96PS-A500WPS2
Motherboard Version	
4U-610MB-00XHE	Without power supply, with ATX switch
4U-610MB-30HBE	96PS-A300WPS2
4U-610MB-40HBE	96PS-A400WPS2
4U-610MB-50HBE	96PS-A500WPS2

Optional Accessories

Part Number	Description
1700006916	ATX 24P/20P + 4P + 15P 60cm (connecting from power supply to LED board)
1700006917	Two Mini DIN (connect to MB) / 6P (connect to front I/O board) PS2 KB/Mouse cable
IPC-DT-5230E	Mobile rack for converting dual 5.25" drive bays to three 3.5" SAS/SATA HDD trays

* If users use AIMB-763 or 3rd party motherboard, they need to purchase 1700006915 or 1700006916 for the front voltage LEDs to function normally. And they also need to purchase 1700006917 to make front PS/2 function normally.

Power Supply Options

(For detailed power supply specs, please refer to Chapter 13)

Part Number	80 Plus Grade	Wattage	Type	Input
PS8-300ATX-ZBE	Bronze	300W	Single	AC 100 ~ 240 (full range)
PS8-400ATX-ZE	Bronze	400W	Single	AC 100 ~ 240 (full range)
PS8-500ATX-ZE	Bronze	500W	Single	AC 100 ~ 240 (full range)
PS-300ATX-DC48E	-	300W	Single	DC - 48V
RPS8-350ATX-XE	Gold	350W	1+1 Redundant	AC 100 ~ 240 (full range)
RPS8-500ATX-XE	Bronze	500W	1+1 Redundant	AC 100 ~ 240 (full range)

Spare Parts

Part Number	Description
2130006147S000	Door filter 97.6 x 36.6 x 5 mm
2130004803S000	Fan filter 115 x 195 x 5 mm